

City of Ridgeside, Tennessee

Special Commission Meeting – Budget Readings

July 28th, 2016

In Attendance:

Commissioners in attendance: Commissioners Janet Jobe and Blane Haywood

- Brant Mason, City CMFO - Certified Municipal Financial Officer, was also in attendance.
- Other residents in attendance: Sonny Sanders, Ron Jobe, Mary Pat Haywood

Call to Order:


Mayor Jobe called meeting to order at 7:00 p.m.

New Business:


- Public 2nd and 3rd reading of the required Adjusted 2015/2016 Budget. M/MS Passed.
- Public 2nd and 3rd reading of the proposed 2016/2017 Budget. M/MS Passed.

Meeting adjourned at 7:10 p.m.


Respectfully submitted by Secretary Blane Haywood



Mayor Janet Jobe



Commissioner Kurt Faires, Treasurer



Commissioner Blane Haywood, Secretary

	2015-16 Budget	2015-16 Budget (Revised 6/21/2016)	2016-17 Budget, rate from 2.01 to 2.21	Amended Proposed 2016-2017 Budget for Pool loan only, \$350 fee, Lights first block	Amended Proposed 2016-2017 Budget for Pool and Lights, \$600 addtl fee	Comments
REVENUES						
TAXES						
PROPERTY TAX- CURRENT	188,000	188,000	204,000	188,000	188,000	
SALES TAX-LOCAL	5,400	5,400	5,400	5,400	5,400	
FRANCHISE TAX	6,300	6,300	6,300	6,300	6,300	
TOTAL TAXES	\$ 199,700	\$ 199,700	\$ 215,700	55,650	95,400	\$600x159
INTERGOV'T						
SALES TAX- STATE	27,700	27,700	27,700	27,700	27,700	
TOTAL TAXES INTERGOV'T	\$ 27,700	\$ 27,700	\$ 27,700	255,350	295,100	
TOTAL TAXES	\$ 227,400	\$ 227,400	\$ 243,400	55,650	124,500	
STATE INCOME TAX	18,400	18,400	18,400	15,000	15,000	6% tax reduced 1% over 6 years, total approx \$22,000
TVA IN LIEU OF TAXES	4,300	4,300	4,300	4,300	4,300	
BEER TAX	200	200	200	200	200	
TOTAL INTERGOV'T OTHER	\$ 50,600	\$ 50,600	\$ 50,600	47,200	47,200	
TOTAL TAXES INTERGOV'T OTHER	\$ 50,600	\$ 50,600	\$ 50,600	47,200	47,200	
TOTAL OTHER						
STATE STREET AID	100	100	100	100	100	
TOTAL STATE STREET	\$ 100	\$ 100	\$ 100	100	100	
TOTAL REVENUES	\$ 334,550	\$ 317,301	\$ 350,226	401,550	441,300	
EXPENDITURES						
POOL/TOWN HALL FACILITY	1,000	1,000	1,000	1,000	1,000	
UTILITY EXPENSE	13,000	13,000	13,000	13,000	13,000	
GF POSTAGE, OFFICE EXP	200	200	200	200	200	
GENERAL LIABILITY INSURANCE	2,900	2,900	2,900	2,900	2,900	
D & O INSURANCE	1,926	1,926	-	-	-	
MISC EXPENSE (Office Exp)	1,200	1,200	1,200	1,200	1,200	
PROF & CONSULTING FEES	20,000	20,000	14,000	14,000	14,000	
MISC	1,160	1,160	1,160	1,160	1,160	
ANIMAL CONTROL	450	450	450	450	450	
TRUSTEE GARBAGE FEE	1,000	1,000	1,000	1,000	1,000	
TOTAL GENERAL GOV'T	\$ 42,836.00	\$ 42,836.00	\$ 34,910.00	34,910	34,910	
PUBLIC SAFETY						

Ridgeside 2016/2017 Budget SUPPLEMENTAL PATROLS
 TOTAL PUBLIC SAFETY

	200	200	200	200
PUBLIC WORKS				
STORM DRAIN REPAIRS	2,400	2,400	2,400	2,400
REPAIRS & MAINT GENERAL	33,096	33,096	33,096	33,096
MAINT OTHER	14,800	14,800	14,800	14,800
SANITATION EXPENSE	51,021	51,021	51,021	51,021
	<u>\$ 100,200</u>	<u>\$ 105,200</u>	<u>\$ 100,200</u>	<u>\$ 100,200</u>
TML Loan Payment, Pool and Lights				
TOTAL PUBLIC WORKS	\$ 101,317	\$ 101,317	\$ 101,317	\$ 101,317
PUBLIC WELFARE & REC				
POOL EXPENSE	32,400	36,374	20,000	20,000
PARK EXPENSE	10,000	7,500	7,500	7,500
	<u>\$ 42,400</u>	<u>\$ 43,874</u>	<u>\$ 27,500</u>	<u>\$ 27,500</u>
TOTAL PUBLIC WELFARE				
STATE STREET EXPENSE				
ROAD REPAIR & MAINT	2,000	2,000	27,000	2,000
MISC GAS FUND	1,500	1,500	1,500	1,500
	<u>\$ 3,500</u>	<u>\$ 3,500</u>	<u>\$ 28,500</u>	<u>\$ 3,500</u>
TOTAL STATE STREET AID				
TOTAL EXPENSES	\$ 290,253	\$ 288,801	\$ 342,071	\$ 356,779
REVENUES + OR -	\$ 44,296.52	\$ 61,424.52	\$ 59,479	\$ 84,571

POOL + LIGHTS***payment due \$900,000, 12 Yrs, 2.99%

POOL ONLY*****payment due \$500,000, 12 years, 2.99%

\$25k street lights first block of Windmere off Tunnel, GAS fund

(4,000)

(14,000)