

**Special Commission Meeting – Budget Readings**

**June 18<sup>th</sup>, 2018**

**In Attendance:**

Commissioners in attendance: Mayor Janet Jobe, Commissioner Blane Haywood

Sign-In Sheet Attached

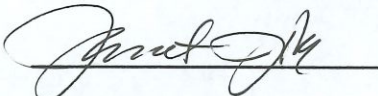
**Call to Order:**

Mayor Jobe called meeting to order at 7:00 p.m.


**New Business:**

- 2nd public reading of the required Adjusted 2017/2018 Budget. M/MS Passed.
- 2nd public reading of the proposed 2018/2019 Budget. M/MS Passed.

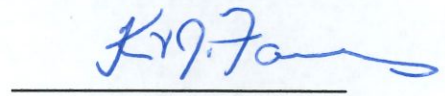
Meeting adjourned at 7:15 p.m.



Janet Jobe, Mayor



Blane Haywood, Commissioner



Kurt Faires, Commissioner

City of Ridgeside, Tennessee

Special Meeting – Attendees List

June 18th, 2018

ATTENDEE NAME

ADDRESS

Blane Haywood

132 Ridgeside

May Pat Haywood

132 Ridgeside

Ron Jobe

203 Winomere Dr

Janet Jobe

203 Windmere Dr.

BRAUN WILSON

200 Winomere Dr

*6/11/18 Handwritten*

2016-2017 Final

after audit, after

adi. from Shelly

2017-2018 Proposed

2017-2018 Revised

2018-2019 Proposed

REVENUES TAXES	2016-2017 Final	2017-2018 Proposed	2017-2018 Revised	2018-2019 Proposed
PROPERTY TAX- CURRENT	\$ 194,077	\$ 282,800	\$ 266,184	\$ 280,310
SALES TAX-LOCAL	\$ 3,442	\$ 4,000	\$ 1,381	\$ 1,500
FRANCHISE TAX	\$ 6,341	\$ 6,500	\$ 6,455	\$ 6,500
<b>TOTAL TAXES INTERGOV'T</b>	<b>\$ 203,859</b>	<b>\$ 293,300</b>	<b>\$ 274,020</b>	<b>\$ 288,310</b>

SALES TAX- STATE	\$ 32,323	\$ 27,000	\$ 27,277	\$ 27,000
STATE INCOME TAX	\$ 30,150	\$ 5,000	\$ 30,150	\$ 23,000
Telecommunications Tax/transfer	\$ 798	\$ -	\$ 655	\$ -
TVA IN LIEU OF TAXES	\$ 4,400	\$ 4,300	\$ 3,316	\$ 3,600
BEER TAX	\$ 188	\$ 100	\$ 182	\$ 175
<b>TOTAL INTERGOV'T OTHER</b>	<b>\$ 67,859</b>	<b>\$ 36,400</b>	<b>\$ 61,579</b>	<b>\$ 53,775</b>

INTEREST EARNINGS	\$ 434	\$ 200	\$ 353	\$ 350
SHEPHERD HILLS POOL	\$ -	\$ 40,000	\$ 38,000	\$ 40,000
MISC INCOME	\$ 365	\$ 400	\$ 100	\$ 100
GARBAGE FEE	\$ 48,000	\$ 46,500	\$ 45,354	\$ 37,365
Penalty * Int. - Delinq Prop Tax	\$ 1,326	\$ -	\$ 708	\$ -
POOL/LIGHTING FEE	\$ 92,354	\$ -	\$ -	\$ -
GONote Loan Received	\$ 950,000	\$ -	\$ -	\$ -
<b>TOTAL OTHER</b>	<b>\$ 1,092,480</b>	<b>\$ 87,100</b>	<b>\$ 84,515</b>	<b>\$ 77,815</b>

<b>TOTAL REVENUES</b>	<b>\$ 1,364,198</b>	<b>\$ 416,800</b>	<b>\$ 420,115</b>	<b>\$ 419,900</b>
-----------------------	---------------------	-------------------	-------------------	-------------------

EXPENDITURES	2016-2017 Final	2017-2018 Proposed	2017-2018 Revised	2018-2019 Proposed
POOL/TOWN HALL FACILITY	\$ 4,573	\$ 1,000	\$ 1,000	\$ 1,000
UTILITY EXPENSE	\$ 328	\$ 24,000	\$ 14,000	\$ 24,000
GF POSTAGE, OFFICE EXP	\$ 6,286	\$ 500	\$ 900	\$ 900
GENERAL LIABILITY INSURANCE	\$ 3,845	\$ 6,500	\$ 6,500	\$ 7,000
Collection Fees	\$ 2,048	\$ 1,200	\$ 4,000	\$ 4,000
MISC EXPENSE (Office Exp)	\$ 17,018	\$ 16,000	\$ 16,000	\$ 1,500
PROF & CONSULTING FEES	\$ -	\$ 2,500	\$ 2,000	\$ 16,000
MISC	\$ -	\$ 450	\$ 450	\$ 2,500
ANIMAL CONTROL	\$ -	\$ 1,000	\$ 1,000	\$ 450
TRUSTEE GARBAGE FEE	\$ 34,098	\$ 53,150	\$ 47,050	\$ 1,000
GO NOTE - Principal	\$ 11,897	\$ 67,000	\$ 67,000	\$ 58,350
GO NOTE - Interest	\$ 111,990	\$ 26,486	\$ 27,000	\$ 69,000
Capital Expenditures	\$ 157,985	\$ 609,652	\$ 660,000	\$ 24,522
<b>TOTAL GENERAL GOV'T</b>	<b>\$ 157,985</b>	<b>\$ 756,288</b>	<b>\$ 801,050</b>	<b>\$ 200,000</b>
				<b>\$ 351,872</b>

PUBLIC SAFETY

PUBLIC SAFETY	\$	93,571	\$	98,500	\$	97,000	\$	98,500
SUPPLEMENTAL PATROLS			\$	200	\$	300	\$	400
<b>TOTAL PUBLIC SAFETY</b>	<b>\$</b>	<b>93,571</b>	<b>\$</b>	<b>98,700</b>	<b>\$</b>	<b>97,300</b>	<b>\$</b>	<b>98,900</b>

PUBLIC WORKS

STORM DRAIN REPAIRS	\$		\$	9,000	\$	8,000	\$	12,000
REPAIRS & MAINT GENERAL	\$	33,298	\$	40,000	\$	33,496	\$	35,896
MAINT OTHER - road repair	\$	225	\$	2,500	\$	2,500	\$	3,500
SANITATION EXPENSE	\$	51,076	\$	56,000	\$	47,038	\$	32,419
State - City Streets & Trans (407)								
TML DEBT SERVICE								
<b>TOTAL PUBLIC WORKS</b>	<b>\$</b>	<b>84,600</b>	<b>\$</b>	<b>107,500</b>	<b>\$</b>	<b>91,034</b>	<b>\$</b>	<b>83,815</b>

PUBLIC WELFARE & REC

POOL EXPENSE	\$	1,614	\$	27,500	\$	18,000	\$	41,115
PARK EXPENSE	\$	727	\$	7,500	\$	800	\$	5,000
<b>TOTAL PUBLIC WELFARE</b>	<b>\$</b>	<b>2,341</b>	<b>\$</b>	<b>35,000</b>	<b>\$</b>	<b>18,800</b>	<b>\$</b>	<b>46,115</b>

TOTAL EXPENSES

REPAIRS & MAINT other gas fund	\$	650						
	\$	339,147	\$	997,488	\$	1,008,184	\$	580,702
<b>Net Ordinary Income</b>	<b>\$</b>	<b>1,025,051</b>	<b>\$</b>	<b>(580,688)</b>	<b>\$</b>	<b>(588,070)</b>	<b>\$</b>	<b>(160,802)</b>

GAS STREET FUND

STATE STREET AID

GAS TAX REVENUE	\$	10,795	\$	10,900	\$	10,500	\$	10,500
INTEREST-GAS FUND	\$	21	\$	15	\$	-	\$	-
<b>TOTAL STATE STREET</b>	<b>\$</b>	<b>10,815</b>	<b>\$</b>	<b>10,915</b>	<b>\$</b>	<b>10,500</b>	<b>\$</b>	<b>10,500</b>

STATE STREET EXPENSE

ROAD REPAIR & MAINT	\$	6,560	\$	7,000	\$	1,000	\$	15,000
MISC GAS FUND	\$	6,560	\$	1,500	\$	500	\$	1,500
<b>TOTAL STATE STREET AID</b>	<b>\$</b>	<b>6,560</b>	<b>\$</b>	<b>8,500</b>	<b>\$</b>	<b>1,500</b>	<b>\$</b>	<b>16,500</b>

Net Income

	\$	4,255	\$	2,415	\$	9,000	\$	(6,000)
--	----	-------	----	-------	----	-------	----	---------