

Special Commission Meeting – Budget Readings

June 11th, 2018

In Attendance:

Commissioners in attendance: Mayor Janet Jobe, Commissioners Blane Haywood and Kurt Faires
Sign-In Sheet Attached

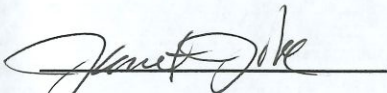
Call to Order:

Mayor Jobe called meeting to order at 7:00 p.m.


New Business:

- 1st public reading of the required Adjusted 2017/2018 Budget. M/MS Passed.
- 1st public reading of the proposed 2018/2019 Budget. M/MS Passed.


Meeting adjourned at 7:18 p.m.



Janet Jobe, Mayor



Blane Haywood, Commissioner



Kurt Faires, Commissioner

City of Ridgeside, Tennessee

Special Meeting – Attendees List

June 11th, 2018

ATTENDEE NAME

ADDRESS

KURT FAIRES

127 Ridgeside Rd

Blane Haywood

132 Ridgeside RD

RON JOBE

203 WINDMERE RD

BRANT MASON

200 WINDMERE Dr.

Amy SCOTE

100 Hilldale Dr.

Janet Jike

203 Windmere

6/11/18 Handwritten

2016-2017 Final

after audit, after

adl. from Shelly

2017-2018 Proposed

2017-2018 Revised

2018-2019 Proposed

REVENUES
TAXES

PROPERTY TAX- CURRENT
SALES TAX-LOCAL
FRANCHISE TAX

TOTAL TAXES

INTERGOV'T

SALES TAX- STATE
STATE INCOME TAX
Telecommunications Tax/transfer
TVA IN LIEU OF TAXES
BEER TAX

TOTAL INTERGOV'T
OTHER

INTEREST EARNINGS
SHEPHERD HILLS POOL
MISC INCOME
GARBAGE FEE
Penalty * Int. - Delinq Prop Tax
POOL/LIGHTING FEE
GONote Loan Received

TOTAL OTHER

TOTAL REVENUES

EXPENDITURES

POOL/TOWN HALL FACILITY
UTILITY EXPENSE
GF POSTAGE, OFFICE EXP
GENERAL LIABILITY INSURANCE
Collection Fees
MISC EXPENSE (Office Exp)
PROF & CONSULTING FEES
MISC
ANIMAL CONTROL
TRUSTEE GARBAGE FEE

GO NOTE - Principal
GO NOTE - Interest
Capital Expenditures

TOTAL GENERAL GOV'T

	2016-2017 Final	2017-2018 Proposed	2017-2018 Revised	2018-2019 Proposed
PROPERTY TAX- CURRENT	\$ 194,077	\$ 282,800	\$ 266,184	\$ 280,310
SALES TAX-LOCAL	\$ 3,442	\$ 4,000	\$ 1,381	\$ 1,500
FRANCHISE TAX	\$ 6,341	\$ 6,500	\$ 6,455	\$ 6,500
TOTAL TAXES	\$ 203,859	\$ 293,300	\$ 274,020	\$ 288,310
SALES TAX- STATE	\$ 32,323	\$ 27,000	\$ 27,277	\$ 27,000
STATE INCOME TAX	\$ 30,150	\$ 5,000	\$ 30,150	\$ 23,000
Telecommunications Tax/transfer	\$ 798	\$ -	\$ 655	\$ -
TVA IN LIEU OF TAXES	\$ 4,400	\$ 4,300	\$ 3,316	\$ 3,600
BEER TAX	\$ 188	\$ 100	\$ 182	\$ 175
TOTAL INTERGOV'T	\$ 67,859	\$ 36,400	\$ 61,579	\$ 53,775
INTEREST EARNINGS	\$ 434	\$ 200	\$ 353	\$ 350
SHEPHERD HILLS POOL	\$ -	\$ 40,000	\$ 38,000	\$ 40,000
MISC INCOME	\$ 365	\$ 400	\$ 100	\$ 100
GARBAGE FEE	\$ 48,000	\$ 46,500	\$ 45,354	\$ 37,365
Penalty * Int. - Delinq Prop Tax	\$ 1,326	\$ -	\$ 708	\$ -
POOL/LIGHTING FEE	\$ 92,354	\$ -	\$ -	\$ -
GONote Loan Received	\$ 950,000	\$ -	\$ -	\$ -
TOTAL OTHER	\$ 1,092,480	\$ 87,100	\$ 84,515	\$ 77,815
TOTAL REVENUES	\$ 1,364,198	\$ 416,800	\$ 420,115	\$ 419,900
POOL/TOWN HALL FACILITY	\$ 4,573	\$ 1,000	\$ 1,000	\$ 1,000
UTILITY EXPENSE	\$ 328	\$ 24,000	\$ 14,000	\$ 24,000
GF POSTAGE, OFFICE EXP	\$ 6,286	\$ 500	\$ 900	\$ 900
GENERAL LIABILITY INSURANCE	\$ 3,845	\$ 6,500	\$ 6,500	\$ 7,000
Collection Fees	\$ 2,048	\$ -	\$ 4,000	\$ 4,000
MISC EXPENSE (Office Exp)	\$ 17,018	\$ 1,200	\$ 1,200	\$ 1,500
PROF & CONSULTING FEES	\$ -	\$ 16,000	\$ 16,000	\$ 16,000
MISC	\$ -	\$ 2,500	\$ 2,000	\$ 2,500
ANIMAL CONTROL	\$ -	\$ 450	\$ 450	\$ 450
TRUSTEE GARBAGE FEE	\$ -	\$ 1,000	\$ 1,000	\$ 1,000
GO NOTE - Principal	\$ 34,098	\$ 53,150	\$ 47,050	\$ 58,350
GO NOTE - Interest	\$ 11,897	\$ 26,486	\$ 27,000	\$ 24,522
Capital Expenditures	\$ 111,990	\$ 609,652	\$ 660,000	\$ 200,000
TOTAL GENERAL GOV'T	\$ 157,985	\$ 756,288	\$ 801,050	\$ 351,872

PUBLIC SAFETY

PUBLIC SAFETY	\$	93,571	\$	98,500	\$	97,000	\$	98,500
SUPPLEMENTAL PATROLS			\$	200	\$	300	\$	400
TOTAL PUBLIC SAFETY	\$	93,571	\$	98,700	\$	97,300	\$	98,900

PUBLIC WORKS

STORM DRAIN REPAIRS	\$		\$	9,000	\$	8,000	\$	12,000
REPAIRS & MAINT GENERAL	\$	33,298	\$	40,000	\$	33,496	\$	35,896
MAINT OTHER - road repair	\$	225	\$	2,500	\$	2,500	\$	3,500
SANITATION EXPENSE	\$	51,076	\$	56,000	\$	47,038	\$	32,419
State - City Streets & Trans (407)								
TML DEBT SERVICE								
TOTAL PUBLIC WORKS	\$	84,600	\$	107,500	\$	91,034	\$	83,815

PUBLIC WELFARE & REC

POOL EXPENSE	\$	1,614	\$	27,500	\$	18,000	\$	41,115
PARK EXPENSE	\$	727	\$	7,500	\$	800	\$	5,000
TOTAL PUBLIC WELFARE	\$	2,341	\$	35,000	\$	18,800	\$	46,115

TOTAL EXPENSES

REPAIRS & MAINT other gas fund	\$	650						
	\$	339,147	\$	997,488	\$	1,008,184	\$	580,702

Net Ordinary Income

	\$	1,025,051	\$	(580,588)	\$	(588,070)	\$	(160,802)
--	----	------------------	----	------------------	----	------------------	----	------------------

GAS STREET FUND

STATE STREET AID

GAS TAX REVENUE	\$	10,795	\$	10,900	\$	10,500	\$	10,500
INTEREST-GAS FUND	\$	21	\$	15	\$		\$	
TOTAL STATE STREET	\$	10,815	\$	10,915	\$	10,500	\$	10,500

STATE STREET EXPENSE

ROAD REPAIR & MAINT	\$	6,560	\$	7,000	\$	1,000	\$	15,000
MISC GAS FUND	\$	6,560	\$	1,500	\$	500	\$	1,500
TOTAL STATE STREET AID	\$	6,560	\$	8,500	\$	1,500	\$	16,500

Net Income

	\$	4,255	\$	2,415	\$	9,000	\$	(6,000)
--	----	--------------	----	--------------	----	--------------	----	----------------